

From Prototype to Practice: Rolling Out Our Academic Program Assessment System

Sabal KC

Research Assistant
Office of Institutional Research
University of Houston

Texas Association of Institutional Research
Galveston, Texas
February 27, 2026



Background

- University of Houston
 - Founded in 1927
 - Flagship of the University of Houston System
 - Public, Tier One research university
 - Rank No. 68 Public Universities: US News and World Report
 - Fall 2025 enrollment: 48,950



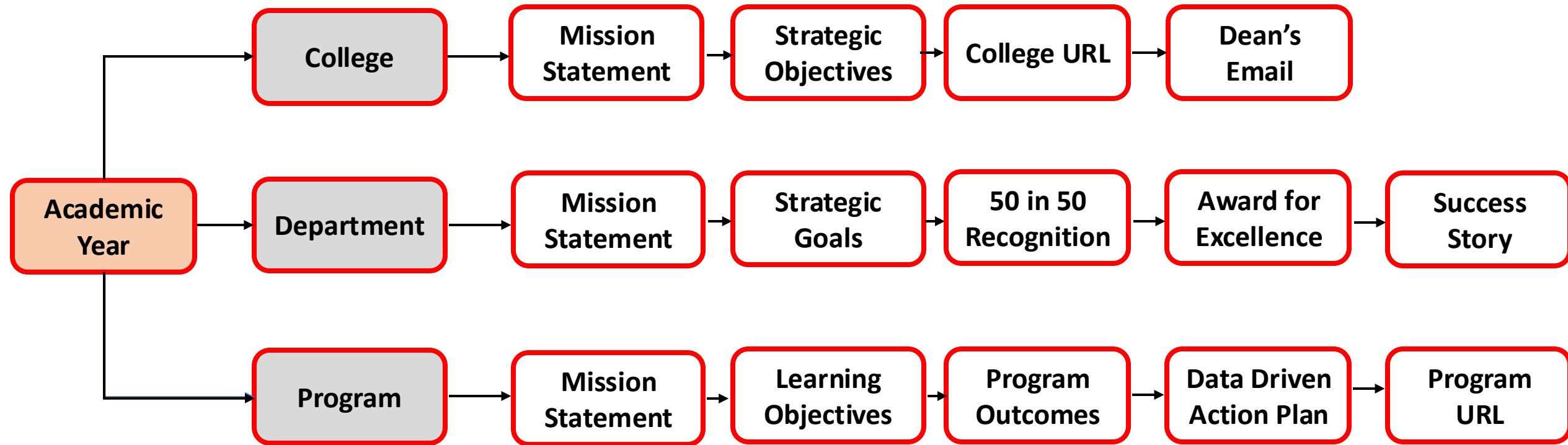
Overview

- The Office of Institutional Effectiveness (IE) explored purchasing a tool to support **program assessment**.
- UH Decided to build an in-house tool due to budget constraints and high costs.
- IE peers provided some direction on key functionalities, including:
 - Automating the current manual Assessment reporting process.
 - Data should be easily accessible instead of lengthy reports.
 - Improved efficiency by generating reports that focus on key metrics only.

What is APAR?

- APAR – Academic Program Assessment Report
- APARs are the **assessment reports of all academic programs** on campus performed each year.
- Describes student learning outcomes and assessment activities for each degree program.

Report Items



Assessment Report Template

STUDENT LEARNING OUTCOMES

Student Learning Outcome 1:

Student Learning Outcome Assessment:

Performance Standard:

Assessment Results & Analysis:

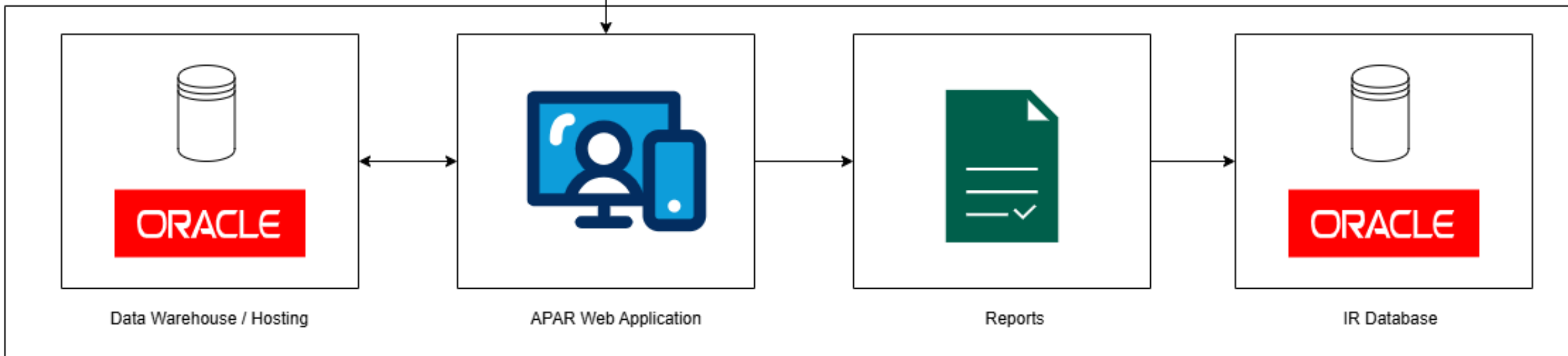
Program Improvement Plans:

Prior Program Improvement(s):

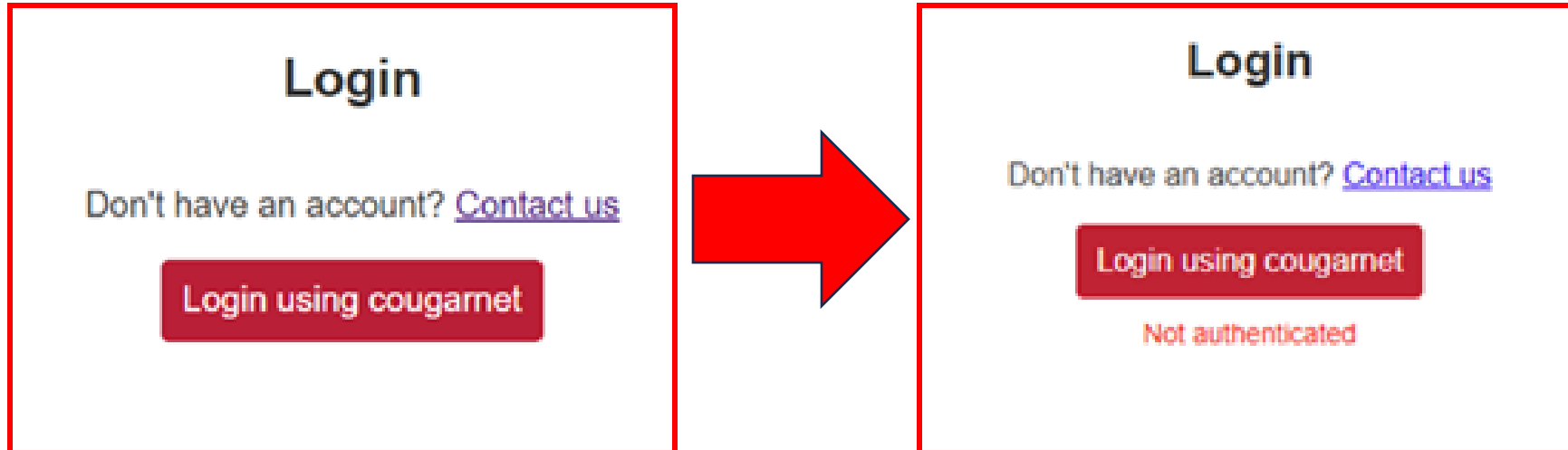
Are there any improvements based on previous year's assessment activities that are being reviewed this year? If so, what were the findings? Are this year's results tied to any changes made last year?

Data Flow Overview

Microsoft Entra Authentication



APP Overview: Key Screenshots



 UNIVERSITY OF HOUSTON

Microsoft 365

Sign in

[Can't access your account?](#)

**** Important Security Information ****

Use of University of Houston computing and network facilities requires prior authorization. Unauthorized use is prohibited. Usage may be subject to security testing and monitoring. Misuse is subject to criminal prosecution. Users have no expectation of privacy except as otherwise provided by applicable privacy laws.

A complete manual of security policies and procedures is available at www.uh.edu/infotech.

UH enforces use of Strong Passwords in accordance with Texas Administrative Code 202, which requires complex passwords to protect systems, data, and networks at state universities.

UH Strong Passwords need to have: 1. Minimum length: 8 characters 2. At least one character from each of the following: a. Upper or lower case (a-z, A-Z) b. Numeric: 0-9 c. Special Character: ! # % & () * @ ^ .

More information: www.uh.edu/strongpasswords

[Sign-in options](#)

- Home
- Fill APAR
- Past Changes
- Glossary
- Admin

Welcome to the APAR Portal


APAR (Academic Planning and Assessment Reporting) is a web application that consolidates and stores annual reports for colleges, departments, and academic programs at the University of Houston.







How to use the APAR Portal:

1. Navigate to the Fill APAR tab from the sidebar or home screen.
2. Using the dropdown menu on the left, select the academic year, college, department, and/or program of the report that you want to create.
3. In the "Create/Edit Report" section, click on the '+ Report Items' button to select the report item you want to add. Once added, click on the item added to open a window to add and edit text.
4. After filling in the required items, click the 'Save' button. You can also click on the 'Add/View Attachments' tab to upload any files related to the report. The 'View/Print Report' tab will generate an HTML or PDF version of the report created.
5. To view past changes made to the report, click on the Past Changes tab in the sidebar.
6. To view the glossary of terms used in the APAR portal, click on the Glossary tab in the sidebar.
7. For any questions or issues, please contact the IT support team using the Contact tab in the sidebar.

For more information, please [contact us](#)

Get Started



-  Home
-  **Fill APAR**
-  Past Changes
-  
-  Admin

Note: Academic year 2024 refers to the 2023-24 year (Fall 2023, Spring 2024 and Summer 2024)

Academic Year:

College:

Department:

Program:

Clear above selection

Detailed Report

Instructions:

Using the dropdown menu on the left, select the academic year, college, department, and/or program of the report that you want to create.

In the "Create/Edit Report" section, click on the '+ Report Items' button to select the report item you want to add. Once added, click on the item added to open a window to add and edit text.

After filling in the required items, click the 'Save' button. You can also click on the 'Add/View Attachments' tab to upload any files related to the report. The 'View/Print Report' tab will generate an HTML or PDF version of the report created.

Report Parameters

Academic Year:
 College:
 Department:
 Program:

No Level Selection

Current Report Status:


Update

Report By Status






Create/Edit Report
Add/View Attachments
View/Print Report

↓ Import from last year
Select a level to add report items

Note: A complete APAR, must include all items listed in the "+Report Items" list. At the Program level, at least 3-5 Student Learning Outcomes and the Program Outcomes are required for your program.

 UNIVERSITY OF HOUSTON

SK skc7@CougarNet.UH.EDU

-  Home
-  Fill APAR
-  Past Changes
-  Glossary
-  Admin

Note: Academic year 2024 refers to the 2023-24 year (Fall 2023, Spring 2024 and Summer 2024)

Academic Year:

College:

- Select College--
- Architecture & Design
- Arts
- Business
- Education
- Engineering
- Global Hospitality Leadership
- Law
- Liberal Arts & Social Sciences
- Medicine
- Natural Sciences & Mathematics
- Nursing
- Optometry
- Pharmacy
- Public Affairs
- Social Work
- Undergraduate Student Success

Detailed Report

Instructions:

- Using the dropdown menu on the left, select the academic year, college, department, and/or program of the report that you want to create.
- In the "Create/Edit Report" section, click on the '+ Report Items' button to select the report item you want to add. Once added, click on the item added to open a window to add and edit text.
- After filling in the required items, click the 'Save' button. You can also click on the 'Add/View Attachments' tab to upload any files related to the report. The 'View/Print Report' tab will generate an HTML or PDF version of the report created.

Report Parameters

Academic Year: **2024**

College:

Department:

Program:


No Level Selection
Current Report Status:
Update
Report By Status



Create/Edit Report
Add/View Attachments
View/Print Report






↓ Import from last year
Select a level to add report items

Note: A complete APAR, must include all items listed in the "+Report Items" list. At the Program level, at least 3-5 Student Learning Outcomes and the Program Outcomes are required for your program.

^ **APAR Checklist Template**

 [Download APAR Checklist PDF Template](#)

 UNIVERSITY OF HOUSTON
SK skc7@CougarNet.UH.EDU 

-  Home
-  Fill APAR
-  Past Changes
-  Glossary
-  Admin

Note: Academic year 2024 refers to the 2023-24 year (Fall 2023, Spring 2024 and Summer 2024)

Academic Year:

College:

Department:

Clear above selection

Detailed Report

Instructions:

- Using the dropdown menu on the left, select the academic year, college, department, and/or program of the report that you want to create.
- In the "Create/Edit Report" section, click on the '+ Report Items' button to select the report item you want to add. Once added, click on the item added to open a window to add and edit text.
- After filling in the required items, click the 'Save' button. You can also click on the 'Add/View Attachments' tab to upload any files related to the report. The 'View/Print Report' tab will generate an HTML or PDF version of the report created.

Report Parameters






Academic Year: **2024**
 College: **Architecture & Design**
 Department:
 Program:

College Level Report Current Report Status: Update Report By Status

Create/Edit Report
Add/View Attachments
View/Print Report

↓ Import from last year
+ College Report Items

Report Items Selected: 1/4

-  Home
-  **Fill APAR**
-  Past Changes
-  Glossary
-  Admin

Note: Academic year 2024 refers to the 2023-24 year (Fall 2023, Spring 2024 and Summer 2024)

Academic Year:

College:

Department:

Program:

-
- Architectural Studies, MA
- Architecture, BARCH
- Architecture, MARCH
- Architecture, MS
- Environmental Design, BS
- Industrial Design, BS
- Industrial Design, MS
- Interior Architecture, BS



Detailed Report

Instructions:

- Using the dropdown menu on the left, select the academic year, college, department, and/or program of the report that you want to create.
- In the "Create/Edit Report" section, click on the '+ Report Items' button to select the report item you want to add. Once added, click on the item added to open a window to add and edit text.
- After filling in the required items, click the 'Save' button. You can also click on the 'Add/View Attachments' tab to upload any files related to the report. The 'View/Print Report' tab will generate an HTML or PDF version of the report created.

Report Parameters

Academic Year: **2024**
 College: **Architecture & Design**
 Department: **Architecture (Interdepartmental)**
 Program:

Department Level Report

Current Report Status:

Create/Edit Report
Add/View Attachments
View/Print Report

Report Items Started: 1/7

Note: A complete APAR, must include all items listed in the "+Report Items" list. At the Program level, at least 3-5 Student Learning Outcomes and the Program Outcomes are required for your program.

✓ Department Mission Statement
X

Note: Academic year 2024 refers to the 2023-24 year (Fall 2023, Spring 2024 and Summer 2024)

Academic Year:

College:

Department:

Program:

Clear above selection


Detailed Report

Instructions:

- Using the dropdown menu on the left, select the academic year, college, department, and/or program of the report that you want to create.
- In the "Create/Edit Report" section, click on the '+ Report Items' button to select the report item you want to add. Once added, click on the item added to open a window to add and edit text.
- After filling in the required items, click the 'Save' button. You can also click on the 'Add/View Attachments' tab to upload any files related to the report. The 'View/Print Report' tab will generate an HTML or PDF version of the report created.

Report Parameters

Academic Year: **2024**
 College: **Architecture & Design**
 Department: **Architecture (Interdepartmental)**
 Program: **Architectural Studies, MA**



Program Level Report

Current Report Status:

Create/Edit Report	Add/View Attachments	View/Print Report
--------------------	----------------------	-------------------



Report Items Started: 4/5

Note: A complete APAR, must include all items listed in the "+Report Items" list. At the Program level, at least 3-5 Student Learning Outcomes and the Program Outcomes are required for your program.

Note: Academic year 2024 refers to the 2023-24 year (Fall 2023, Spring 2024 and Summer 2024)

Academic Year:

2024

College:

Architecture & Design

Department:

Architecture (Interdepart

Program:

Architectural Studies, MA

Clear above selection

Detailed Report

Instructions:

- Using the dropdown menu on the left, select the academic year, college, department, and/or program of the report that you want to create.
- In the "Create/Edit Report" section, click on the '+ Report Items' button to select the report item you want to add. Once added, click on the item added to open a window to add and edit text.
- After filling in the required items, click the 'Save' button. You can also click on the 'Add/View Attachments' tab to upload any files related to the report. The 'View/Print Report' tab will generate an HTML or PDF version of the report created.

Report Parameters

Academic Year: **2024**

College: **Architecture & Design**

Department: **Architecture (Interdepartmental)**

Program: **Architectural Studies, MA**

Program Level Report

Current Report Status:

Ready for Review

Update

Create/Edit Report

Add/View Attachments

View/Print Report

Import from last year

+ Program Report Items

Report Items Started

Note: A complete A... include all items listed in the "+Report Items" list. At the Program level, at least 3-5 Stud... the Program Outco... required for your program.

- Program Mission Statement
- Student Learning Outcome
- Program Outcomes
- Program URL
- Program Director Email

✓ Mission Statement

X

Department: Electrical & Computer

Program: Electrical Engr, BSEE

Clear above selection

Program Level Report

Current Report Status: -- Select status -- Update

Save Close

Program Url ?

Use **Ctrl + C** to copy and **Ctrl + V** to paste text from other areas. Pasting from different sources may result in formatting issues. Please use **Ctrl + C** to copy and **Ctrl + Shift + V** to paste to avoid any formatting related issues in the final report.

Please provide the url to the website that addresses this specific program within the department.

File Edit View Insert Format Tools Table

← → Paragraph System Font 12pt B I U S Link Image Video Table ...

p 0 words

Save Close

Clear above selection

Student Learning Outcome 1

Please enter a brief title/theme for the student learning outcome:

Learning Outcome Title ?

Use **Ctrl + C** to copy and **Ctrl + V** to paste text from other areas. Pasting from different sources may result in formatting issues. Please use **Ctrl + C** to copy and **Ctrl + Shift + V** to paste to avoid any formatting related issues in the final report.

Describe an observable/measurable discipline-specific knowledge or skill that should result from academic program instruction. The purpose is to identify key student knowledge or skills that stakeholders (e.g. faculty and administrators) would find useful to monitor for supporting and enhancing program quality. Most start, "Students will be able to..."

File Edit View Insert Format Tools Table

↶ ↷ Paragraph System Font 12pt B I U ↻ 🔗 📎 📄 📑 ...

p 0 words

Assessment Method ?

Use **Ctrl + C** to copy and **Ctrl + V** to paste text from other areas. Pasting from different sources may result in formatting issues. Please use **Ctrl + C** to copy and **Ctrl + Shift + V** to paste to avoid any formatting related issues in the final report.

What is the assessment activity that is being used to collect data for the learning outcome (e.g. exams, presentations, performances, papers)? Does the assessment activity provide data that directly ties back to the outcome? Measures should not focus on course grades, pass rates, or GPAs since these are not necessarily reflective of specific skills or knowledge; they are indirect measures. Include who is reviewing or using the results in your description (e.g. program faculty committee, chair, assessment director, etc.).

File Edit View Insert Format Tools Table

↶ ↷ Paragraph System Font 12pt B I U ↻ 🔗 📎 📄 📑 ...

p 0 words

Performance Standard ?

Use **Ctrl + C** to copy and **Ctrl + V** to paste text from other areas. Pasting from different sources may result in formatting issues. Please use **Ctrl + C** to copy and **Ctrl + Shift + V** to paste to avoid any formatting related issues in the final report.

How well must students perform as a group to demonstrate that the outcome is being achieved? What is the program benchmark for this outcome? For example, 90% of students must be rated as "meets expectations or better" on the writing proficiency dimension of a rubric used to evaluate a senior level research paper OR 90% of students will score at least 80% proficiency on a topical quiz.

File Edit View Insert Format Tools Table

↶ ↷ Paragraph System Font 12pt B I U ↻ 🔗 📎 📄 📑 ...

p 0 words

Assessment Results ?

Use **Ctrl + C** to copy and **Ctrl + V** to paste text from other areas. Pasting from different sources may result in formatting issues. Please use **Ctrl + C** to copy and **Ctrl + Shift + V** to paste to avoid any formatting related issues in the final report.

What were the actual assessment results? Do the assessment results meet the performance standard? What do the results mean to students, program faculty, and administration? Keep historical data so you can also include historical trends.

Did you meet your performance standard? Yes No

Note: Academic year 2024 refers to the 2023-24 year (Fall 2023, Spring 2024 and Summer 2024)

Academic Year:

2024

College:

Architecture & Design

Department:

Architecture (Interdepart

Program:

Architectural Studies, MA

Clear above selection

Detailed Report

Instructions:

- Using the dropdown menu on the left, select the academic year, college, department, and/or program of the report that you want to create.
- In the "Create/Edit Report" section, click on the '+ Report Items' button to select the report item you want to add. Once added, click on the item added to open a window to add and edit text.
- After filling in the required items, click the 'Save' button. You can also click on the 'Add/View Attachments' tab to upload any files related to the report. The 'View/Print Report' tab will generate an HTML or PDF version of the report created.

Report Parameters

Academic Year: **2024**

College: **Architecture & Design**

Department: **Architecture (Interdepartmental)**

Program: **Architectural Studies, MA**

Program Level Report

Current Report Status:

Ready for Review

Update

Create/Edit Report

Add/View Attachments

View/Print Report

Drag and drop files here

or

Browse

Files Uploaded :

Note: Academic year 2024 refers to the 2023-24 year (Fall 2023, Spring 2024 and Summer 2024)

Academic Year:

2024

College:

Architecture & Design

Department:

Architecture (Interdepart

Program:

Architectural Studies, MA

Clear above selection

Detailed Report

Instructions:

- Using the dropdown menu on the left, select the academic year, college, department, and/or program of the report that you want to create.
- In the "Create/Edit Report" section, click on the '+ Report Items' button to select the report item you want to add. Once added, click on the item added to open a window to add and edit text.
- After filling in the required items, click the 'Save' button. You can also click on the 'Add/View Attachments' tab to upload any files related to the report. The 'View/Print Report' tab will generate an HTML or PDF version of the report created.

Report Parameters

Academic Year: **2024**

College: **Architecture & Design**

Department: **Architecture (Interdepartmental)**

Program: **Architectural Studies, MA**

Program Level Report

Current Report Status:

Ready for Review

Update

Create/Edit Report

Add/View Attachments

View/Print Report

Note: (/) in report names is replaced with (_) for compatibility.

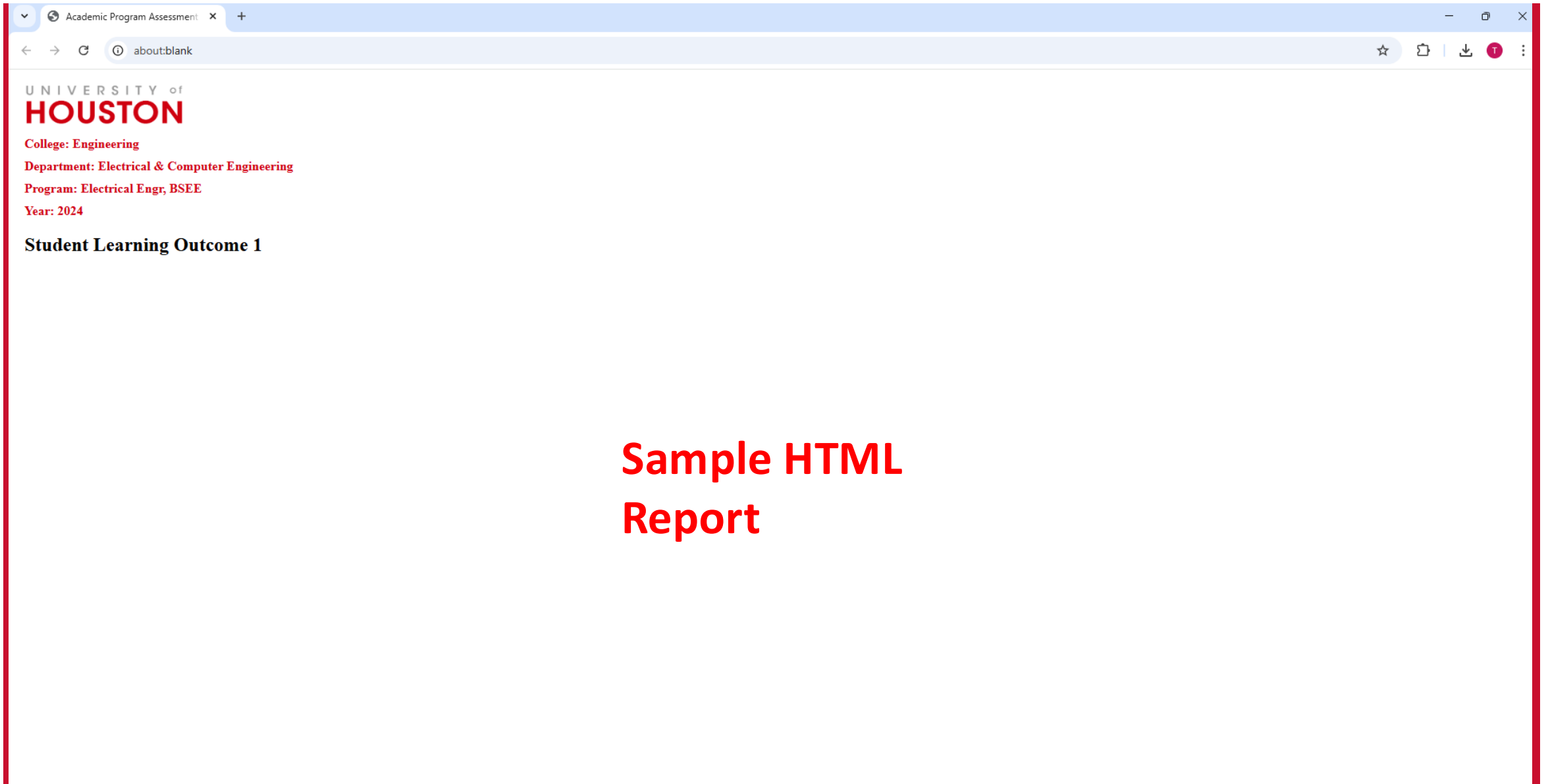
Generate Report

1. Architectural Studies, MA, 2024 (Program Level Report)

This report was generated on 2/10/2026 16:36:13

View HTML

View PDF



Academic Program Assessment x +

about:blank

UNIVERSITY of
HOUSTON

College: Engineering
Department: Electrical & Computer Engineering
Program: Electrical Engr, BSEE
Year: 2024

Student Learning Outcome 1

**Sample HTML
Report**

UNIVERSITY OF
HOUSTON

College: Engineering

Department: Electrical & Computer Engineering

Program: Electrical Engr, BSEE

Year: 2024

Student Learning Outcome 1

Sample PDF Report



Reporting Glossary

A B C D E F G H I J K L M N O P Q R S T U V W X Y Z



A

Academic Career

A term used in UH's student information system, PeopleSoft/Campus Solutions. It is a way to identify either the level of the students (Undergraduate or Graduate) or if the student is in a professional program at the university.

Academic Year (AY)

Defined as the fall, spring, and summer sequence of semesters and identified by the second calendar year in the sequence. For example, the sequence fall 2021, and spring and summer 2022 is classified as AY 2022 or AY 22.






Note: An academic year is essentially aligned to a fiscal year in Texas.

ACT (American College Test)

National standardized test provided to 'college-bound' high school students by the American College Testing Program to provide a measure of the student's academic preparation. The current ACT addresses four areas with each scored separately: English, Mathematics, Reading, and Science Reasoning. An ACT composite score is derived from the separate scores. UH uses ACT composite score as an admissions criterion for First-Time-in-College students who do not submit SAT scores.

Applied (Completed), Admitted, and Enrolled

Headcount of the number people who have a completed application. Among the completed applications, how many were admitted into the UH, and among the number who were admitted, how many enrolled in classes. A completed application refers either the submission of all credentials to be considered for admissions or whether a decision was made to either accept or deny admission to

-  Home
-  Fill APAR
-  Past Changes
-  Glossary
-  Admin

Contact IE Department

If you need assistance, please reach out to Institutional Effectiveness Department:

Email IE Department at: ieoffice@central.uh.edu

Feedback for APAR

Feedback for APAR

Hi, Sabal. When you submit this form, the owner will see your name and email address.

* Required

1. Message/Feedback * 

Submit

 Microsoft 365

This content is created by the owner of the form. The data you submit will be sent to the form owner. Microsoft is not responsible for the privacy or security practices of its customers, including those of this form owner. Never give out your password.

Microsoft Forms | AI-Powered surveys, quizzes and polls [Create my own form](#)

[Privacy and cookies](#) | [Terms of use](#)

New Features and Enhancements

Migration to production


- **Structured deployment pipeline:** Dedicated DEV, TST and PRD for both web application and database.
- **Phased User Rollout:** Conducted pilot testing with a small group to gather feedback prior to the full launch.
- **Quality Assurance:** Internal testing in DEV to validate features before PRD deployment.



AccessUH Integration

☰ List of Services ⓘ About AccessUH ⓘ AccessUH Support + Like to see a new service?

📍 SSC1, 2nd floor
 ✉ missioncontrol@uh.edu
 📞 832-842-2100
 🌐 uh.edu/ussc/missioncontrol



MISSION CONTROL HELP DESK
 Our mission is your success!

Help & Resources ^

- >> AccessUH FAQs
- >> Microsoft Login Instructions
- >> Don't know your CougarNet ID?
- >> Change/Reset CougarNet Password
- >> Reset myUH Password
- >> Information about Microsoft 365

Manage your UIT support cases online
 Chat with us on Live Chat
 Email us at uitsupport@uh.edu for Help Desk support
 Call or Text us at 713-743-1411

@cougarnet.uh.edu Login MyUH Login

Login

Log in with your CougarNetID@cougarnet.uh.edu and CougarNet password.

Which login should I use? ^

- >> Recently applied to UH: use the myUH Login with your 7-digit PeopleSoft number
- >> Newly admitted, current student/faculty/staff: use your @cougarnet.uh.edu credentials

University Services



APAR Tool



Athletics Tickets



Canvas








Get Involved



Google Workspace



HealthyCoog Patient Portal

-  Home
-  **Fill APAR**
-  Past Changes
-  Glossary
-  Admin

Note: Academic year 2024 refers to the 2023-24 year (Fall 2023, Spring 2024 and Summer 2024)

Academic Year:

College:

Department:

Program:

Clear above selection

Detailed Report

Instructions:

- Using the dropdown menu on the left, select the academic year, college, department, and/or program of the report that you want to create.
- In the "Create/Edit Report" section, click on the '+ Report Items' button to select the report item you want to add. Once added, click on the item added to open a window to add and edit text.
- After filling in the required items, click the 'Save' button. You can also click on the 'Add/View Attachments' tab to upload any files related to the report. The 'View/Print Report' tab will generate an HTML or PDF version of the report created.

Report Parameters

Academic Year: **2025**
 College: **Architecture & Design**
 Department: **Architecture (Interdepartmental)**
 Program: **Architecture, MS**

Program Level Report

Current Report Status: **Update**

Create/Edit Report	Add/View Attachments	View/Print Report
<div style="border: 2px solid red; display: inline-block; padding: 5px 15px; background-color: #28a745; color: white; border-radius: 5px;"> ↓ Import from last year </div> <div style="margin-left: 10px; background-color: #dc3545; color: white; padding: 5px 15px; border-radius: 5px;"> + Program Report Items </div>		
<p>Report Items Started: 5/5</p> <div style="background-color: #fff3cd; padding: 10px; border: 1px solid #ffeeba; margin-bottom: 10px;"> <p>Note: A complete APAR, must include all items listed in the "+Report Items" list. At the Program level, at least 3-5 Student Learning Outcomes and the Program Outcomes are required for your program.</p> </div> <div style="background-color: #f0f0f0; padding: 10px; border: 1px solid #dee2e6;"> <div style="display: flex; justify-content: space-between; align-items: center;"> ✓ Mission Statement X </div> </div>		

Program Level Report
Current Report Status: Ready for Review

Create/Edit Report	Add/View Attachments	View/Print Report
---------------------------	----------------------	-------------------

Report Items Started: 4/5

Note: A complete APAR, must include all items listed in the "+Report Items" list. At the Program level, at least 3-5 Student Learning Outcomes and the Program Outcomes are required for your program.

<input checked="" type="checkbox"/> Mission Statement	<input type="button" value="X"/>
<input checked="" type="checkbox"/> Student Learning Outcome 1 CONCEPT	<input type="button" value="X"/>
<input checked="" type="checkbox"/> Student Learning Outcome 2 DESIGN	<input type="button" value="X"/>
<input checked="" type="checkbox"/> Student Learning Outcome 3 GRAPHICS / CRAFT	<input type="button" value="X"/>
<input checked="" type="checkbox"/> Student Learning Outcome 4 TECHNOLOGY	<input type="button" value="X"/>

✓ Program URL X

Missing Items:

- Program Director Email

Incomplete Items:

- Program Outcomes 1 (Program Outcome Title, Performance Standard Met (Yes/No))
- Program Outcomes 2 (Program Outcome Title, Performance Standard Met (Yes/No))
- Program Outcomes 3 (Program Outcome Title, Performance Standard Met (Yes/No))
- Program Outcomes 4 (Program Outcome Title, Performance Standard Met (Yes/No))
- Program Outcomes 5 (Program Outcome Title, Performance Standard Met (Yes/No))

^ **APAR Checklist Template**



[Download APAR Checklist PDF Template](#)

∨ **Program Feedback and Notes**

Four different access types

UNIVERSITY OF HOUSTON
SK skc7@CougarNet.UH.EDU


- Home
- Fill APAR
- Past Changes
- Glossary
- Admin





Admin Panel

Find UH Faculty and Staff

Search
Reset

Authorized users list

* You can only view the list of users that you have authorize 

Name	Email	Department	Role	Access	Actions
Colby Stoever		Institutional Research	Admin		
M Tariq Aziz		Institutional Research	Admin		
Haridha Vyas Krishnamurthy		Institutional Research	superadmin	All access	
Sabal KC		Institutional Research	superadmin	All access	
Paul Turcotte		Institutional Research	admin	All access	

Search Results

0 Results Found

Edit User: Paul Turcotte

Cancel
Save

Role:

- Admin
- Read Only User
- User
- Admin
- Super Admin

Admin features

Amy O Neal			admin	All access	
Aleksandra Novikova			user	1 dept(s)	
Heidar Malki	Engineering Technology		user	1 dept(s)	

Cancel
Save

Select/Deselect **Natural Sciences & Mathematics**

All

- Biology & Biochemistry
- Chemistry
- Computer Science
- Earth & Atmospheric Sciences
- Mathematics
- Natural Sciences & Mathematics (Interdepartmental)
- Physics

Select/Deselect All **Nursing**

- Nursing

Select/Deselect All **Optometry**

Department Level Report

Current Report Status:

Update

Report By Status

Create/Edit Report

View/Print Report

Note: (/) in report names is replaced with (_) for compatibility.

Generating all reports...
Add/View Attachments
This may take several minutes

Preparing...









Cancel


Generate Report

Generate Missing Report

Download All Reports



 Architectural Studies, MA, 2024	Microsoft Edge PDF Docu...	64 KB	No	64 KB	0%	2/17/2026 10:45 PM
 Architecture, BARCH, 2024	Microsoft Edge PDF Docu...	46 KB	No	46 KB	0%	2/17/2026 10:45 PM
 Architecture, MARCH, 2024	Microsoft Edge PDF Docu...	67 KB	No	67 KB	0%	2/17/2026 10:45 PM
 Architecture, MS, 2024	Microsoft Edge PDF Docu...	69 KB	No	69 KB	0%	2/17/2026 10:45 PM
 Environmental Design, BS, 2024	Microsoft Edge PDF Docu...	59 KB	No	59 KB	0%	2/17/2026 10:45 PM
 Industrial Design, BS, 2024	Microsoft Edge PDF Docu...	72 KB	No	72 KB	0%	2/17/2026 10:45 PM
 Industrial Design, MS, 2024	Microsoft Edge PDF Docu...	48 KB	No	48 KB	0%	2/17/2026 10:45 PM
 Interior Architecture, BS, 2024	Microsoft Edge PDF Docu...	53 KB	No	53 KB	0%	2/17/2026 10:45 PM



UNIVERSITY of
HOUSTON

College: Natural Sciences & Mathematics

Year: 2025

Status Report: **Departmental Missing Program Reports By College**

Biology & Biochemistry

- Bchs/Bphy Sci, BA
- Bchs/Bphy Sci, BS
- Biochemistry, MS
- Biochemistry, PHD
- Biology, BA
- Biology, BS
- Biology, MS
- Biology, PHD
- Honors Biomedical Sciences, BS



9 / 9 missing ✖

Chemistry

- Chemistry, BA
- Chemistry, BS

2 / 4 missing ✖

Computer Science

- Computer Science, MS
- Computer Science, PHD

2 / 3 missing ✖

Earth & Atmospheric Sciences

- Atmospheric Science, BS
- Atmospheric Science, MS
- Atmospheric Sciences, PHD
- Earth Science, BA
- Environmental Sciences, BS
- Geology, BS
- Geology, MS
- Geology, PHD
- Geophysics, BS
- Geophysics, MS
- Geophysics, PHD

11 / 11 missing ✖

✔ Program URL ✕

Missing Items:

- Program Director Email

Incomplete Items:

- Program Outcomes 1 (Program Outcome Title, Performance Standard Met (Yes/No))
- Program Outcomes 2 (Program Outcome Title, Performance Standard Met (Yes/No))
- Program Outcomes 3 (Performance Standard Met (Yes/No))
- Program Outcomes 4 (Performance Standard Met (Yes/No))
- Program Outcomes 5 (Program Outcome Title)

∨ APAR Checklist Template

∧ Program Feedback and Notes

Good! Test

Edit

∧ Program Feedback and Notes

File Edit View Insert Format Tools Table

← → Paragraph System Font 12pt ↕ B I U ↻ ...

Test fasfdfsafdsafdsafdf

p

2 words ↗

Save Feedback

Cancel

Documentation and Training

Where

In collaboration with Institutional Research, IE has developed the APAR Portal to facilitate this annual process. Reporting will use the same requirements as previous reports. A training video and manual are available as a self-guide.



The APAR Portal Training Manual provides a detailed instruction on how to use the APAR portal.

[APAR Portal Manual](#)



The APAR Portal Training video guides users through a demonstration of the APAR portal.

[APAR Portal Video](#)

Lesson Learned: What We Wish We'd known

- Security First, Always!
- Full Stack Development & Integration (Oracle SQL Developer, Tableau, Microsoft 365, Various Programming Languages)
- Designing a User-Friendly Interface: Balancing UI/UX Design
- Managing Code Complexity & Database Architecture
- Cross-Functional Collaboration & Teamwork
- Project Planning, Executing, and Post-launch Maintenance

Future Work

- Improved PDF printing using libraries
- Condensed one-page report called Red & White report.
- Integration with Tableau for key metrics and KPIs.
- AI Features: Using AI to summarize detailed reports into the condensed one-page report



Red & White Report



Tableau Integration



AI Summarization

Prompts with AI

Role: You are a data extraction and summarization specialist for Academic Program Assessment Reports (APAR).

Summarization: Provide a 1-2 sentence summary for each field.

Meaning Preservation: You may rephrase for brevity, but you must not change the original meaning or context. When in doubt, use original wording.

Empty Field Rule: If a field is null, missing, empty, or contains only "N/A" in the input, always return an empty string ("") for that field.

No Ellipses: Do not use "." or "..." to shorten text. Select or rephrase complete, clear statements.

Example Output:

```
JSON
{
  "ACAD_PLAN_MISSION": {
    "missionStatement": "The mission of the Ph.D. Program in Curriculum and Instruction is to prepare researchers and leaders for multicultural educational settings. For the 23-24 academic year, the program reports results for 51 total students across nine specialty areas.",
```

UNIVERSITY of HOUSTON

College of Education

Department: Curriculum and Instruction

Program: Curriculum and Instruction PhD

Marketable Skills: Communication, Specialized Knowledge

Program Link: <https://uh.edu/education/degree-programs/cuin-phd/>

Academic Program Assessment Report:

Student Learning Outcome - Our PhD candidates will demonstrate sufficient knowledge and competency in their areas of emphasis, in research strategies, and in studies in curriculum and instruction. (C&I Mission Goal 1)

Assessment Method - Qualifying Exam

Performance Standard - We expect at least 90% of students will pass the qualifying examination on their first attempt.

Assessment Results - In 19-20, 68% of PhD candidates (N = 18) passed the exam on their first attempt. The standard was not met.

Program Improvement Plan - To provide a more meaningful and objectives-aligned experience, the PhD faculty has composed a new qualifying portfolio process that will assess student progress in research, urban education, and specialization area throughout the program.

Student Learning Outcome - Our PhD candidates will be able to demonstrate their ability and skill to conduct independent research. (C&I Mission Goal 2)

Assessment Method - Candidacy Project paper

Performance Standard - We expect at least 90% of students will pass their candidacy papers on their first attempts.

Assessment Results - In 19-20, 100% of PhD candidates (N = 20) passed their candidacy paper on their first attempt. The performance standard was met.

Program Improvement Plan - We will align candidacy paper expectations to the new Qualifying Portfolio to ensure that the portfolio objectives and rubrics support students' capacity to compose and defend their candidacy paper successfully.

Student Learning Outcome - Our PhD candidates will be able to demonstrate their ability and skill to conduct independent research. (C&I Mission Goal 2)

Assessment Method - Dissertation defense

Performance Standard - We expect at least 90% of students will pass their dissertation defenses on their first attempts.

Assessment Results - In 19-20, 100% of PhD candidates (N = 6) passed their dissertation defenses on their first attempt. The performance standard was met.

Program Improvement Plan - No need for an improvement plan at this time.

Program Outcomes - Graduation Rate:

Program Graduation Rate -

Performance Standard -

Data-driven Action Plan -

PROGRAM DATA REPORT YEAR 2021

Enrollment - Headcount	
Fall Semester	56
• Male	6
• Female	50

Ethnicities	
• White	17
• Asian	7
• Black	10
• Hispanic	8
• International	11
• Other	3

Degrees Awarded	
• Doctorate	8

10-YR Graduation Rate	70%
-----------------------	-----

For more information see:

<https://uh.edu/ir/reports/new-statistical-handbook/> or

<https://www.uh.edu/by-the-numbers/>

Note: Headcount for students enrolled fall 2021 and degrees awarded in the 2020-2021 academic year. Graduation rate for students starting in Fall 2010 and completing by FY 2020.

Any questions?



Acknowledgment

Active Team

Dr. Colby Stoeber – Executive Director Institutional Research

Vyas Krishnamurthy – Associate Director Institutional Research

Dr. Moumita Mukherjee - Assistant Director Institutional Research

Tariq Aziz – BI Developer

Tuong Ho – Manager Enterprise IT Team

Alan Alejandro – Enterprise System Data Warehouse Team

Special Thanks

Dr. Susan Moreno – Visionary Leadership, Mentorship, and Guidance

Former Team Members

Antara Sarkar – BI Developer

Sai Ambati – BI Developer

Arjun Rao – Research Assistant

Thank you!

Contact:

Sabal KC: skc7@cougarnet.uh.edu

IR Website: <https://www.uh.edu/ir/>



Scan the QR code to
complete the session
survey.

